



9

Tables

Tilt Tables



|                                 |          |
|---------------------------------|----------|
| Professional tables             | 1        |
| Electro-medical equipment       | 2        |
| Assistive and passive training  | 3        |
| Active exercises                | 4        |
| Proprioception                  | 5        |
| Pulley therapy                  | 6        |
| Occupational therapy            | 7        |
| Standing and mobility           | 8        |
| <b>Tilt tables</b>              | <b>9</b> |
| Parallel bars and staircases    | 10       |
| Walking aids                    | 11       |
| Treadmills                      | 12       |
| Tractions                       | 13       |
| Medical and postural gymnastics | 14       |
| Hydrotherapy                    | 15       |
| Posture analysis                | 16       |
| Hoisting systems                | 17       |
| Hygiene solutions               | 18       |
| Lifting armchairs               | 19       |
| Patient transport               | 20       |



Printed in February 2022 - © Copyright Chinesport spa - Italy - Since 1976

At our sole discretion, the company reserves the right to change dimensions and type of construction, and to make improvements and other changes to its products. All reproduction rights of all or part of the designs and illustrations are reserved worldwide. The printing process can't give a perfect reproduction of the colours.

Chinesport thanks all those who contribute to the development of the contents of this document.



UNI EN ISO 9001:2015  
UNI EN ISO 13485:2016

# Tilt tables



|  |    |
|--|----|
| 1. Introduction                                | 04 |
| 2. LT4 - MARCUS series                         | 08 |
| 2.1 Configuration guide                        | 10 |
| 2.1.1 The basic models                         | 10 |
| 2.1.2 Electric or hydraulic tilting            | 11 |
| 2.1.3 Handset or foot switch                   | 12 |
| 2.1.4 Three types of footplates                | 14 |
| 2.1.5 Sections width is also a choice          | 16 |
| 2.1.6 Upholstery features and colours          | 17 |
| 2.2 Accessories                                | 18 |
| 2.2.1 Straps and other padded elements         | 18 |
| 2.2.2 Different lateral supports               | 20 |
| 2.2.3 Service tray and elements to apply on it | 22 |
| 2.2.4 To transform the base model              | 24 |
| 2.2.5 Footplates and sandals                   | 26 |
| 2.2.6 Electric parts                           | 27 |
| 2.3 The models                                 | 28 |
| 3. LT2 series and LB492 Bobath tilt table      | 30 |
| 3.1 LT2 models                                 | 30 |
| 3.2 LB492 model                                | 34 |
| 4. Summary table of the accessories            | 36 |
| 5. Appendix                                    | 38 |
| 5.1 Chinesport, just a click away              | 38 |

# WHEN STANDING IS THE GOAL

Within a motor, strength and balance re-education programme, these tilt tables help to gradually reach an erect posture from a static prone or supine position when patients are unable to load their own body weight on their lower limbs. Chinesport's static tables in a supine or prone position are recommended for use for both adults and children.





## LT4 Series

Marcus tilt tables (LT4 series) are very versatile, adaptable to the different needs of the therapist and patient.

They are characterized by a variety of options with regard to the adjustment of the inclination, the footrests, the width of the padded segments. They can then allow a static supine or prone posture.

For those who do not want an electrical power supply, the Marcus table can also be configured with a hydraulic piston and pedal inclination adjustment.



## LT2 Series

The tilt tables configured with two electric actuators (LT2 series) are ideal when you want to optimize the available space.

They can therefore be used alternatively for physical therapy treatments or for static exercises in the supine position.

A safety device guarantees the possibility of activating the inclination adjustment only when the table is at the minimum height from the floor.

They can be characterized by a different safety workload.



## LB492 Model

9



The Bobath tilt table was born from the collaboration with a renowned Italian hospital center to avoid transfers during the gym rehabilitation session. This model is an evolution of the LT2 series.

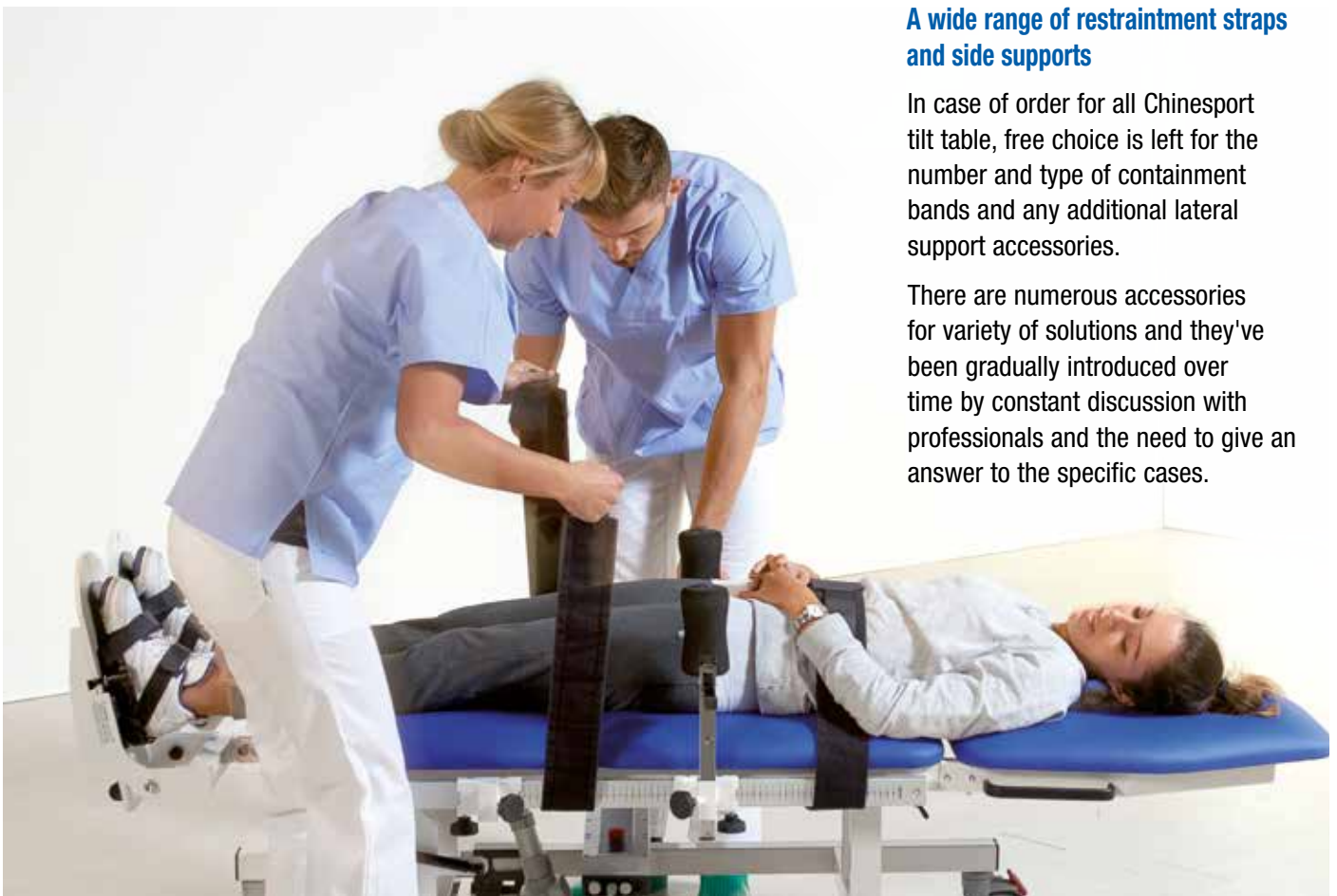
In particular, it was designed to avoid transfers from the tilt table to the large Bobath-type table, saving time during a single session in the gym and making more comfortable the patient work.

A footrest module is therefore supplied as standard with this Bobath table for its transformability into a table that can also be adjusted in inclination.

### **A wide range of restraint straps and side supports**

In case of order for all Chinesport tilt table, free choice is left for the number and type of containment bands and any additional lateral support accessories.

There are numerous accessories for variety of solutions and they've been gradually introduced over time by constant discussion with professionals and the need to give an answer to the specific cases.



The product code for the Tilt tables Marcus depends on the configuration of the various options available. Each position in the code has a specific meaning, and corresponds to one or more characteristics of the product. Specifically, it is possible to choose a base model for static exercises from a prone or supine position, both for pediatric or adult use.

Tilt regulation of the table can be done by means of an hydraulic piston or electrically, either from a wall-power source or a 24V rechargeable battery. The adjustment controls can be hand or foot operated. Different choices for the footplates are available. This does not preclude, eventually, the possibility to interchange the different modules available. There are two possibilities for the width of the padded sections and it is possible to choose among 24 different upholstery colors. A wide range of accessories can contribute to a further furnishing of the therapy table for static exercises.

## CODE POSITION 4

### Patient position

- 1 - With head section
- 2 - Without head section

## CODE POSITION 5

### Tilt adjustment

- E - Electric, with wall power supply
- B - Electric, with battery supply
- H - Hydraulic, assisted by piston

## CODE POSITION 6

### Type of control

- A - Electric, with foot switch
- D - Electric, with hand control
- G - Electric, with footswitch on its base
- C - Hydraulic, with double pedal

## CODE POSITION 7

### The footplates

- 1 - Single footplate
- 2 - Tilt adjustable footplates, with simultaneous height adjustment
- 3 - Tilt adjustable footplates, with independent height adjustment

## CODE POSITION 8-9-10

### Sections width

- 060 - 60 cm sections width
- 075 - 75 cm sections width

## CODE POSITION 11

### Edges finishing

- W - Seamless rounded edges

## CODE POSITION 12

### Colour of upholstery sections

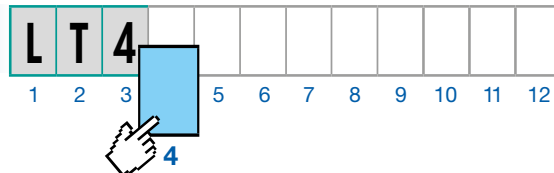
- Giotto Collection - 24 colours







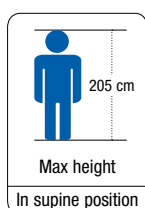
## POSITION 4



### Main frame

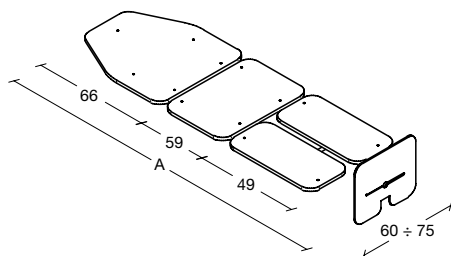
First thing, a preference for the patient position on the Marcus tilt table should be expressed, that is to say if the main choice is to adopt a supine or prone position. So a difference between the two models LT41 and LT42 is given by the length of the table. The LT42 model specifically allows a static prone use with patients who are at least 135 cm tall, and it is also suitable for a pediatric use in static supine position. The length of both models can also vary considering the adjustment of the footplate module chosen. Then it's possible to transform one model into the other by simply removing or adding, as an accessory to be purchased separately, the head section of the table LT41.

### 1 Marcus LT41 With removable head section

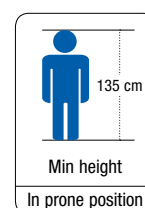


#### Lenght A

- with footplate option 1  
min-max: 182-203 cm
- with footplate option 2  
min-max: 191-197 cm
- with footplate option 3  
min-max: 189-197 cm

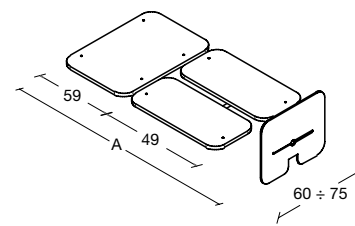


### 2 Marcus LT42 Without head section

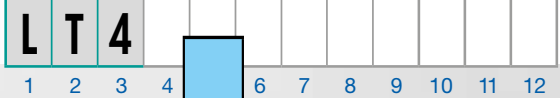


#### Lenght B

- with footplate option 1  
min-max: 115-136 cm
- with footplate option 2  
min-max: 124-130 cm
- with footplate option 3  
min-max: 122-130 cm



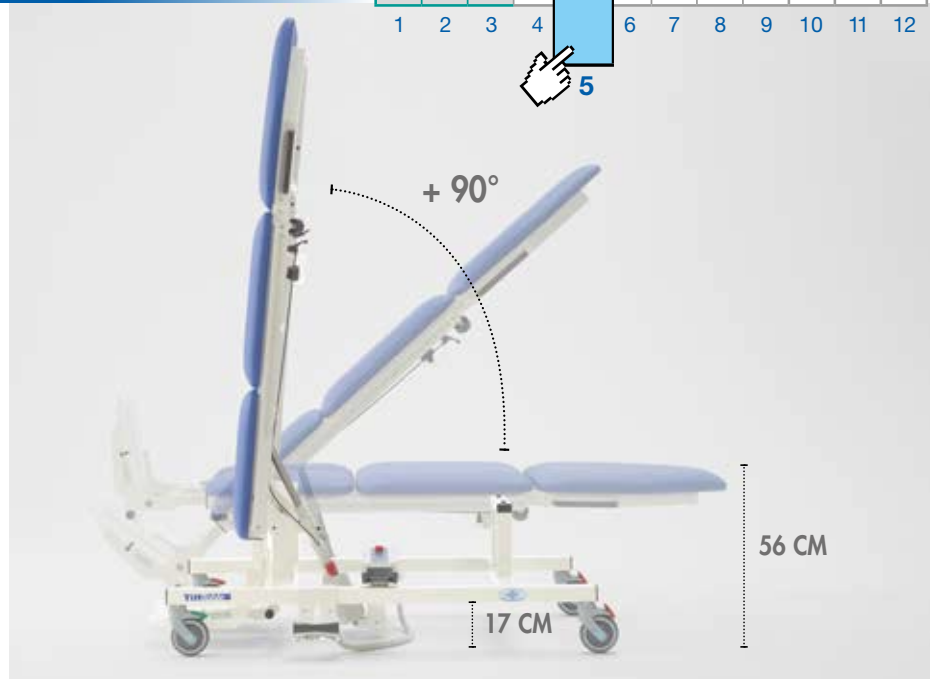
## POSITION 5



### Tilt adjustment

Chinesport tilt tables of the Marcus series can adjust tilt electrically, either from a wall-power source or a rechargeable battery as well as by means of an hydraulic piston.

The latter option can be the choice whenever the environment is not adequate for an electric type of adjustment or due to a choice of a reduced maintenance requirements.



**E** **Electric, with wall power supply**  
The standard mains supply is 220V 50-60Hz and all drives work with very low safety voltage. Clients can make a specific request for 110V 50-60Hz supply and a non-SCHUKO plug.



**B** **Electric, with battery supply**  
This is an alternative option for electric tilt adjustments. The tilt table can be powered by a 24V rechargeable battery that come with a 110/220V 50-60Hz battery charger.




**H** **Non electric, with hydraulic piston**  
Tilt adjustment via hydraulic piston.



### IN CASE OF A POWER FAILURE

LT41 and LT42 models are provided by default with a safety device which allows the patient to come back to a horizontal initial position safely. Specifically, on the frame there is a lever which actions the mechanical device for the descent.



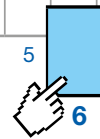
All Chinesport static tables have a goniometer to show the degree of tilt. Goniometers have magnets to allow placing them anywhere according to the therapist's ergonomical convenience, making it easy to read. Goniometers have a scale up to +/- 90° with 5° ranges. It is possible to request a second goniometer (see code AC1134).

## POSITION 6

L T 4

1 2 3 4 5 6 7 8 9 10 11 12

Type of control



According to the mode chosen for adjusting the tilt of the static therapy table, be it electric or hydraulic, different types of controls are available. Specifically, in case of an electric powered table it is possible to choose among three options, that is, a pedal control on the floor or on a base attached onto the frame of the table as well as a hand control. In case of tilt adjustment by means of a hydraulic piston the corresponding control is a double pedal which is mounted on one side along the table.



### A Electric, with foot switch

This type of control can be used to activate the electric tilt adjustment function. The foot switch is placed on the floor. The connection cable allows for complete freedom of movement.



### D Electric, with hand control

Ergonomic hand control with magnet. Users can attach it wherever they wish on the table metal parts. It comes with connection cable.



**G Electric, with foot switch on its base**  
 The control is securely placed in a special cradle, which has to be attached at the base of the structure. The pedal control on its cradle makes the transferring of the table easier, as well as, eventually the cleaning operations near it.



**C Hydraulic, with a double pedal**  
 In case of adjustment of the tilt of the table by means of a hydraulic piston, the pedal is the only possible option available. This hydraulic adjustment is ideal for situations where there is no power supply or when you need to move the table easily.

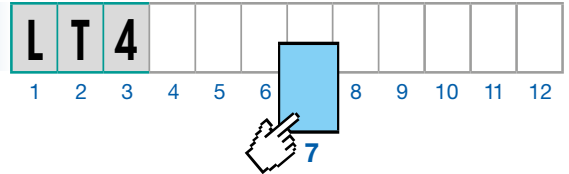
### FOR TRANSFERRING THE TABLE EASILY WITH A LESSER OVERALL SIZE

The version with hydraulic piston includes a system for quickly removing the lateral pedal in order to reduce the overall size of the static therapy table. The pedal is then placed safely at the lower part of the frame for eventual transfers from one place to another.



## POSITION 7

### The footplates




It is possible to choose among three options: a single footplate or two footplates which can be tilted, and they can be adjustable in height simultaneously or in an independent way.



#### 1 Single footplate

Single footplate which cannot be adjusted in tilt. The support block can be adjusted in depth for 21 cm centimeters along the side of the table. It can be combined with accessory AC0002.



#### 2 Tilt adjustable footplates, with simultaneous height adjustment

Both footplates, right and left, can be adjusted independently in tilt +/- 20°; the supporting block can be adjusted in depth for 6 cm along the side of the table. They can be combined with accessory AC0002.



#### 3 Tilt adjustable footplates, with independent height adjustment

Footplates, right and left, can be independently adjusted in tilt +/- 20° and in depth for 8 centimeters along the side of the table. They can be combined with accessory AC0002.

### POSSIBILITY TO INTERCHANGE FOOTPLATES

When the static therapy table is purchased, a preference regarding the choice of a footplate must be stated among those available. However, it is also possible, in that moment or even later, to order other modules of footplates for a different configuration. For this reason, you can read about these modules further on the following pages as they are also presented as accessories.

**Note:** as consequence of the chosen type of footplate the total length of the tilt table can change. For details see technical drawings.

### INTRA-EXTRA ROTATION AND ANTERIOR-POSTERIOR MOVEMENT ADJUSTMENT OF FEET


Once the intra-extra sandals are fitted to the footplates, they restrain and stabilise the feet. They can be adjusted into intra-extra rotation and anteroposterior rotation. They can be ordered as an accessory code AC0002. For this, please read the following pages on this specific topic.





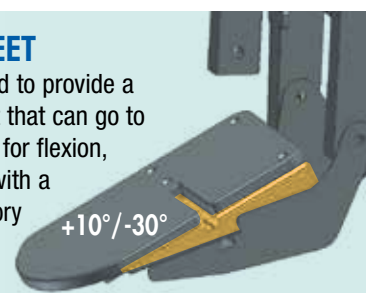
## INDEPENDENT ADJUSTMENT IN FLEXION AND EXTENSION FOR THE FEET

The choice of a configuration option in favor of independent configuration footplates allows a manual adjustment in tilt of each footplate. This adjustment is possible in a range from  $+20^\circ$  to  $-20^\circ$  for a correct positioning of the foot while flexing or extending it if necessary. In case of club feet, it is possible to order an additional wedge as specific accessory AC0096, which enables a variation of the range of tilt, that is from  $+10^\circ$  to  $-30^\circ$ . For this, please read the following pages on this specific topic.

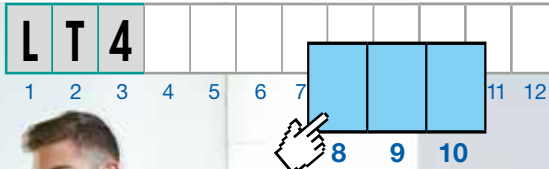


## WEDGE FOR CLUB FEET

The foot rests can be adapted to provide a greater incline of the footrest that can go to  $-30^\circ$  for extension and  $+10^\circ$  for flexion, where required for patients with a club foot. The specific accessory must therefore be ordered.



## POSITION 8-9-10

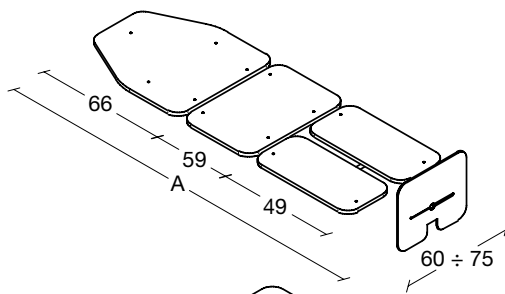


### Sections width



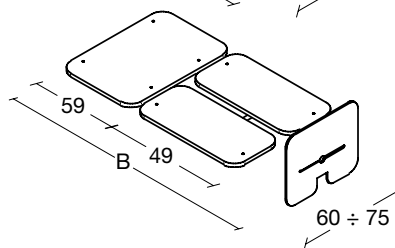
#### Lenght A

- with footplate option 1  
min-max: 182-203 cm
- with footplate option 2  
min-max: 191-197 cm
- with footplate option 3  
min-max: 189-197 cm



#### Lenght B

- with footplate option 1  
min-max: 115-136 cm
- with footplate option 2  
min-max: 124-130 cm
- with footplate option 3  
min-max: 122-130 cm



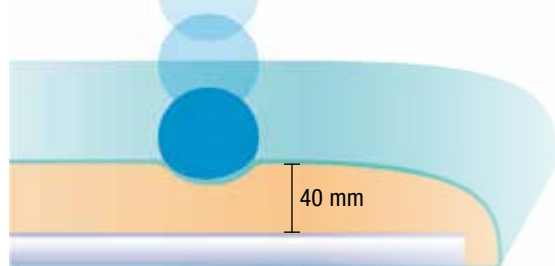
As for the width of the padded sections, two standard options are possible, either 60 or 75 cm width.

**0 6 0** 60 cm sections width

**0 7 5** 75 cm sections width

**WARNING:** you are warmly requested to pay particular attention to the accessories that can be applied according to the option chosen.

### PADDING DENSITY AND DEPTH



Chinesport therapy tables standard padding is 40 mm thickness and 30 kg/m<sup>3</sup> for density. Our Upholstery Department is able to deal with particular non-standard requests.

### PANEL STABILITY



Panels are secured to the frame by means of bushings. If required, these bushings can also be easily replaced when the padded section wears out or is damaged.





## POSITION 11



Type of similar leather and edges finishing

## Giotto Collection Standard Line

Giotto is a flameproof, coated fabric. Its strong structure and easy maintenance make it particularly suitable for use in hospitals, clinics, spas, rehabilitation centres and gyms. Giotto has a skin-effect surface and glossy finish, in a wide range of colours. Giotto contains Vinyzene, an antimicrobial that is added during the machining phase, to create a defensive barrier against mites, bacteria and fungi, avoiding unpleasant odours and allergies.



COMFORT AND ELASTICITY



EASY TO MAINTAIN



CUT RESISTANT



UV RAY RESISTANT



IMPERMEABLE



FUNGICIDAL TREATMENT

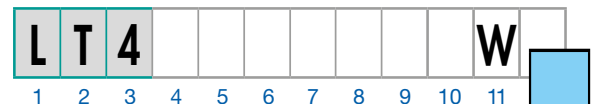


Seamless rounded edges



Squared edges

## POSITION 12



Colour of upholstery sections

When ordering remember to state the colour code for the upholstery. Available on a standard range of 24 colours.

|                                   |                        |                         |                        |                         |                        |
|-----------------------------------|------------------------|-------------------------|------------------------|-------------------------|------------------------|
| <b>A</b><br>WHITE                 | <b>N</b><br>IVORY      | <b>8</b><br>BEIGE       | <b>7</b><br>ASH GREY   | <b>K</b><br>GREY        | <b>S</b><br>DARK BROWN |
| <b>B</b><br>CREAM                 | <b>4</b><br>YELLOW     | <b>T</b><br>GREEN LEMON | <b>1</b><br>DARK GREEN | <b>6</b><br>LIGHT GREEN | <b>E</b><br>AQUAMARINE |
| <b>Z</b><br>ORANGE                | <b>G</b><br>CORAL      | <b>F</b><br>RED         | <b>H</b><br>BURGUNDY   | <b>9</b><br>FUCHSIA     | <b>Q</b><br>LILAC      |
| <b>R</b><br>LIGHT CORNFLOWER BLUE | <b>2</b><br>LIGHT BLUE | <b>3</b><br>MARINE BLUE | <b>L</b><br>DARK BLUE  | <b>M</b><br>ANTHRACITE  | <b>P</b><br>BLACK      |

## REQUEST COLOR SAMPLES

### SKY20 SKY GLOBUS SAMPLE BOOK

You may request for free a sample of the 24 colours available for the synthetic leather of the Giotto Collection, which are used to manufacture the padded panels of Chinesport tables, transfer chairs, stools, postural cushions and gym mats. Samples are 25 x 17 cm big and each one has a label, both in English and Italian.



**FIRE-RESISTANT**

UNI 9175 class 1 IM  
EN 1021-2 BS 5852-1

## STRAPS AND OTHER PADDED ELEMENTS



### AC0560 PADDED TRUNK STRAP

It's a strap with a padded support for comfortable, safe, restraint of the person. It is conceived to be applicable to the trunk or pelvis. Dimensions (padded support): 42 x 18 h cm (single piece)



### AC0561 SEPARATE LEG STRAPS

A strap with a padded support for positioning and stabilising an individual lower limb. This type of strap can be used for static tables that have a central guide for anchoring the strap. It can be used for all static tables, in the supine position. Dimensions (padded support): 19.5 x 16 h cm (pairs)



### AC0088 PADDED LEG STRAP

A broad strap with a padded support for containing both lower limbs. It has a double fixing on the side and a system that facilitates fitting by the operator. It can be used for all static tables in the supine position. It's specific only for option 60 cm width of the tilt table. Dimensions (padded support): 72 x 26.5 h cm (single piece)



### AC0005 BASIC STRAP

Provides better restraint for the patient; can be fitted at the desired height by means of special guides. Dimensions: 177 x 8 h cm (single piece)



### AC0006 STRAP PADDING

Padded cushion offering greater and more comfortable support to the patient. To be used in combination with strap code AC0005. Dimensions: 38.5 x 24 h cm (single piece)



It is conceived to be applicable to the trunk, pelvis or legs. Dimensions: 74 x 13÷23 h cm (single piece)

### AC0913 SHAPED STRAP 60

It's only for 60 cm width tilt table.

### AC0947 SHAPED STRAP 75

It's only for 75 cm width tilt table.

## STRAPS AND OTHER PADDED ELEMENTS



### AC0949.W? CERVICAL CUSHION LT4

This padded shaped cushion can be used, eventually, also for lateral e restraining and stabilization of the patient's head. The cushion has a strap with Velcro on the rear which makes its application quick according to the specific needs. This cushion can be adjusted in height as well to obtain the best position and support. You are kindly requested to specify the color code you choose for the upholstery when you place your order. (single piece)



### AC0912 GUIDE FOR LEGS STRAP

A specific hand grip can be fixed onto a central rail specially designed for this purpose, which is located between the legs section of the static table. It can be easily mounted without the use of any tools. This hand grip allows, therefore, to keep an eventual strap with code AC0005 – BASIC STRAP or AC0561 SEPARATE LEGS STRAPS aligned which improves the restraining of the legs as well. The hand grip can slide and be adjusted in height along the central rail, and thus be fixed at any desired position.



### AC0911 ABDUCTION BLOCK

If need be, a padded wedge can be mounted on a central rail to keep the patient's legs apart. It can be easily mounted without the use of any tools. This device includes also a hand grip which can then be used to keep an eventual strap with code AC0005 – BASIC STRAP or AC0561 SEPARATE LEGS STRAPS aligned. The hand grip improves the restraining of the legs. Once the wedge is mounted it can slide to be adjusted in height along the central rail, and thus be fixed at any desired position.



### QUICK FASTENING

Our attention in designing is constant to make easier the work of the therapist, by reducing the time of preparation and application of the needed accessories. In particular all the straps available have Velcro system attachment for patient restraintment and are fixed by means of the side bars of the tilt table.



**? CHOICE OF UPHOLSTERY COLOR** - Please always specify the upholstery code along with the chosen item when this option is available.



## DIFFERENT LATERAL SUPPORTS

The tilt tables of the Marcus line can be furnished with lateral supports for restraining or helping the patient to be stable while getting ready to do exercises in a static supine or prone position. There are lateral supports with a specific shape or padding as well as classic hand grips or hand grips combined with a support for the forearms. They can be ordered in type and number as preferred according to the specific needs. Specific fixing devices are necessary for the lateral supports.



### AC0910 FIXING DEVICES

The fixing device allows the use of various lateral supports on the sides of the static table. It is accordingly adjusted along a lateral bar to be placed at the right height for the specific support. It also allows a depth adjustment of the support. (each pair)



## FUNCTIONAL FEATURES WHEN FIXING THE LATERAL SUPPORTS

As a first step, the therapist must attach the fixing device onto one of the lateral bars on both sides along the static table. This is easy to do and does not require the use of any tools. Then, the fixing device can be slid along the bar to reach the most proper position in order to apply the lateral support chosen. The previously mentioned lateral bars are scaled as a reference to allow an accurate positioning of the device as prescribed for each specific patient. All lateral supports can be adjusted in height, depth and width.



Step 1: mounting the block device on the lateral bar



Step 2: positioning by sliding, and fixing the block device



Step 3: inserting the specific accessory on the block device and adjustment



## DIFFERENT LATERAL SUPPORTS



### AC0919 SHAPED SUPPORTS

These supports are made of black soft material and they have chromed parts which allow width adjustment, as well as the attachment of the fixing device AC0910. The supports attached to the fixing devices can be then adjusted in depth and height. (2 pieces)



### AC0922.W? PADDED SUPPORTS

These padded supports with chromed parts allow width adjustment, as well as the attachment of the fixing device AC0910. The supports attached to the fixing devices can be then adjusted in depth and height. They are an alternative or an additional choice in regards to the shaped supports code AC0919. (2 pieces)



### AC0921 FOREARM SUPPORTS

Forearm supports with hand grips for a comfortable hold. These forearm supports attached to the fixing devices code AC0910 can be adjusted in height, in depth and rotated, while the hand grips also have a depth adjustment. (2 pieces)



### AC0920 HAND GRIPS

Side handles to allow the patients to grip and support themselves while exercising in a static supine position. They can be adjusted in height and depth when attached to the fixing devices code AC0910. (2 pieces)



### AC1141 KNEE SUPPORTS


This supports are indicated for spastic patients, and in the most severe cases they are better than any strap. Sometimes the spasticity is so severe that it's almost impossible to adjust the knee fully extended and the knees can be moving flexed position while lifting the table. This support is adjustable according to the knees extension and flexion movements following patellas up and down movement. They are also adjustable in height and depth. (2 pieces)



**? CHOICE OF UPHOLSTERY COLOR** - Please always specify the upholstery code along with the chosen item when this option is available.

|   |   |   |   |   |   |   |   |   |   |   |   |   |   |   |   |   |   |   |   |   |   |   |   |
|---|---|---|---|---|---|---|---|---|---|---|---|---|---|---|---|---|---|---|---|---|---|---|---|
| A | N | 8 | 7 | K | S | B | 4 | T | 1 | 6 | E | Z | G | F | H | 9 | Q | R | 2 | 3 | L | M | P |
|---|---|---|---|---|---|---|---|---|---|---|---|---|---|---|---|---|---|---|---|---|---|---|---|

## SERVICE TRAY AND ELEMENTS TO APPLY ON IT



The service tray can be an important accessory part of any standing device both in prone or supine position because while standing the patient can comfortably rest the forearms, put down objects on it and perform actions which otherwise could be difficult to do. Therefore, we propose trays made of two materials, wood or polyethylene to meet the preferences of the user either for home or rehabilitation-center environments.

TILT TABLES

### THE SERVICE TRAY ADJUSTMENTS

The blocking devices can slide along the tilt table side bars and then fixed. After this adjustment the therapist can insert the service tray at the suitable pre-set height for the patient. The service tray is adjustable also in depth and in tilt up to 20 degrees. This service tray can be applied in both cases when the patient is in supine or prone position on the Marcus tilt table.





## SERVICE TRAY AND ELEMENTS TO APPLY ON IT

The service tray offer a support for the forearms allowing also use objects for occupational therapy and for other activities. To use it on the tilt table Marcus model is required preliminary application of two blocking devices to the side bars accessory code AC0910.



### AC0914.060 SERVICE TRAY 60, WOOD

This service tray is suitable for use with a Marcus series tilt table of 60 cm width option chosen. It's a wooden version featured by rounded edges and a convexity on the internal side for more comfortable patient restraint. Dimensions: width 68 cm x depth 43 cm x thickness 1.2 cm. Weight: 2.1 kg.

### AC0914.075 SERVICE TRAY 75, WOOD

This accessory has the same features as the service tray code AC0914.060 but it is suit only for a table with 75 cm section wide.



### AC0915.060 SERVICE TRAY 60, POLYETHYLENE

Made of high-density polyethylene, antibacterial, of large dimensions. Same features of AC0914.060. Dimensions: width 68 cm x depth 43 cm x thickness 1.2 cm. Weight: 3 kg.

### AC0915.075 SERVICE TRAY 75, POLYETHYLENE

This accessory has the same features as the service tray code AC0915.060 but it is suit only for a table with 75 cm section wide.



### AC0767.WR SERVICE TRAY PADDING

It is possible to have a padded service tray to make the positioning of the armrests more comfortable. This accessory can be easily placed by the therapist. It has an antibacterial synthetic leather upholstery in light blue colour. Dimensions: 71 cm x 44.5 cm x 4.5 h cm.



### AC0764 ABS TRAY

If need be, a plain smooth tray made of ABS with raised edges can be placed onto the service tray. This accessory can be removed by the therapist whenever necessary for cleaning while the patient is still standing on the table. Dimensions: 68.5 cm x 44 cm x 4 h cm.



### 01608 HAND GRIP

For those with less upper torso stability. It's an ergonomic handle grip with possibility of free application on the service tray. The patient only needs one or two support-points for stability. Dimensions: Ø 12 x 14 h cm; Weight: 0.3kg (single piece)

## TO TRANSFORM THE BASE MODEL

One of the important features of our Marcus tilt tables is the possibility to offer greater static therapy exercises opportunities by allowing to change from a supine position to a prone position. Therefore, no matter which base configuration was choiced such as the model code LT41 or LT42, there are accessories to transform it for the aims described.



### AC0908.060.W? SUPINE HEAD SECTION 60

The use of this head section with a code LT42 type table allows supine static exercises. This section can be easily mounted by the therapist, without the need of any tools. It has two side hand grips. Once the installation is completed a blocking system, which is activated by a lever, keeps it safely in place. The padded section is 60 cm wide, and it is suitable to be used with a static table of the same width. Dimensions: 74 x 60 x 11 cm. Weight: kg 10 (single piece)

### AC0908.075.W? SUPINE HEAD SECTION 75

This head section has the same characteristics as the section identified by code AC0908.060.W? except for the width which is 75 cm. So, it is suit for a static table which includes this option and has the same width. Dimensions: 74 x 75 x 11 cm. Weight: kg 11 (single piece)



### AC0909.036.W? CHEST SUPPORT

This padded section offers support to the patient at chest level and can be used with both static tables with code LT41 and LT42, for prone static exercises. It can be easily mounted by the therapist, without the need of any tools. It is 36 cm wide. Once it is mounted, it can be adjusted in height to fit the patient's height and for the most comfortable position possible. Dimensions: 58 x 36 x 10 cm. Weight: kg 3



### AC0918.1W? PADDED SUPPORT

For the LT42, or LT41 tables, when the head section has been removed for transforming it for prone static activities, it is possible to insert on the upper part of the table a padded section to rest comfortably the upper limbs of the patient. This accessory can be requested in the same color of the upholstery of the table. Make sure you specify the color code chosen. Dimensions: 72 x 14 x 12 cm. Weight: kg 1



**? CHOICE OF UPHOLSTERY COLOR** - Please always specify the upholstery code along with the chosen item when this option is available.







**AC1134 GONIOMETER**  
All Chinesport static tables include a goniometer to show the degree of tilt. It is possible to request a second goniometer to allow placing it at the other side of the table. Goniometers have magnets and a scale up to +/- 90° with 5° ranges. Dimensions: width 10 x depth 2.5 x 8 h cm (single piece)

## FOOTPLATES AND SANDALS

When the static therapy table is purchased, a preference regarding the choice of a footplate must be stated among those available. However it is also possible in that moment or even later to order other modules of footplates for a different configuration.



### AC0942

#### SINGLE FOOTPLATE

Single footplate which cannot be adjusted in tilt. The support block can be adjusted in depth for 21 cm centimeters along the side of the table. It can be combined with accessory AC0002. Dimensions 45 x 41 x 44 cm; Weight: kg 5 (1 piece)

### AC0943

#### TILT ADJUSTABLE FOOTPLATES, ONE MODULE

Both footplates, right and left, can be adjusted independently in tilt +/- 20°; the supporting block can be adjusted in depth for 6 cm along the side of the table. They can be combined with accessory AC0002. Dimensions 45 x 50 x 52 cm; Weight: kg 9 (1 piece)

### AC0944

#### TILT ADJUSTABLE FOOTPLATES, 2 MODULES

Footplates, right and left, can be independently adjusted in tilt +/- 20° and in depth for 8 centimeters along the side of the table. They can be combined with accessory AC0002. Dimensions 45 x 48 x 45 cm; Weight: kg 4,5 (2 pieces)

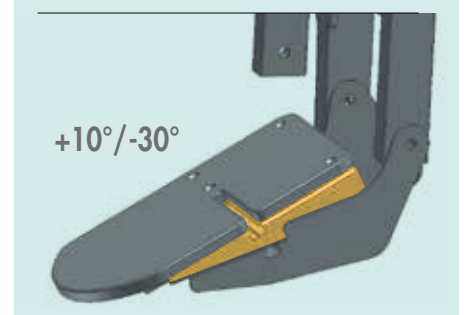
TILT TABLES

## INTRA-EXTRA ROTATION AND ANTERIOR-POSTERIOR MOVEMENT ADJUSTMENT OF FEET

Once the intra-extra sandals are fitted to the footplates, they restrain and stabilise the feet. They can be adjusted into intra-extra rotation and anteroposterior rotation. They can be ordered as an accessory code AC0002.

### AC0096 WEDGE FOR CLUB FEET

The foot rests can be adapted to provide a greater incline of the footrest that can go to -30° for extension and +10° for flexion, where required for patients with a club foot. The specific accessory must therefore be ordered. (1 piece)



### AC0002 INTRA-EXTRA SANDALS

Once fitted to the footplates, they restrain and stabilise the feet. Can be adjusted into intra-extra rotation and anteroposterior rotation. (2 pieces)



## ELECTRIC PARTS

9

Should the standard battery provided be damaged or wear down, an additional battery can be ordered using the accessory code shown below. It is very important to respect the battery recharging procedure in order to extend its working life. All static tables that are battery powered, come with a battery charger as standard equipment. However, a spare or replacement battery charger can be ordered. Also, all models with electrical tilt adjustment, come with a standard handset with magnets. However, you can also include an additional handset or foot switch, with a support in the frame. Some electric parts illustrated in this page are also suitable for LT2 models.



### AC0319 BATTERY CHARGER

This can be used to recharge the battery supplied or spare batteries, by connecting it to the electricity mains. The power supplies that can be used are 110/220V - 50/60 Hz - 500 mA. It comes with a standard Italian plug, compatible with SHUKO socket. By request, it can be supplied with other type of plug.



### AC0318 WALL-MOUNTED CHARGER

This can be used to recharge the battery supplied or spare batteries, by connecting it to the electricity mains. The power supplies that can be used are 110/220V - 50/60 Hz - 500 mA. It comes with a standard SHUKO plug. By request a cable can be provided with another plug.



### 01132 SPARE BATTERY

Allows continuous use, while the other battery is charging. The internal power supply is 24 V / max 10 AT.



### AC0037 FOOT PEDAL

For models fitted with single motor. It can be use on both sides.



### AC0997 FOOT SWITCH HOLDER

Can be fitted on either side of the bed, as the operator wishes, and is used to house accessory AC0083.



### AC0083 ADDITIONAL CONTROL

Can be used as a foot switch, along with the relevant support, code AC0997. It is fitted with magnets.



### AC0039 HANDSET

Ergonomic handset with magnets for single motor models, attachable to metal parts of the frame. It's specific for the Marcus line.



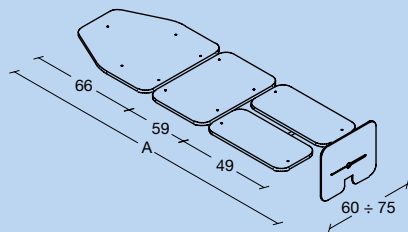
### AC0578 SAFETY DEVICE

This device disables all available electrical functions when the carer is away.

TILT TABLES

## Pos. 3-4 Type of sections

**41** Marcus LT41



## Pos. 5 Tilt adjustment

- E** Electric, with wall power supply
- B** Electric, with 24V battery supply
- H** Hydraulic, assisted by piston

## Pos. 6 Type of control

- A** Electric, with foot control
- D** Electric, with hand control
- G** Electric, with dual control
- C** Hydraulic, with pedal

## Pos. 7 The foot plates

- 1** Single footplate
- 2** Tilttable footplates, one single module
- 3** Tilttable footplates, separate modules

## Pos. 8-9-10 Sections width

- 060** Inside width 60 cm
- 075** Inside width 75 cm

## Pos. 11 Synthetic leather design

- W** Seamless rounded edges

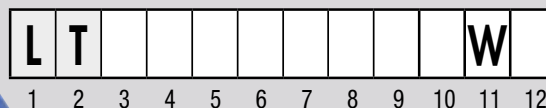
## Pos. 12 Color of section cover

Available on a standard range of 24 colours.

For further information on options and accessories, please refer to specific pages.



180 kg



Model shown - code LT41 BG3 060 W3

### TECHNICAL DATA

|                                 |   |
|---------------------------------|---|
| Number of sections              | 4   |
| Maximum safe working load       | 180 kg (electric version)<br>135 kg (hydraulic version) |
| Tilt adjustment                 | electric / hydraulic                                    |
| Power supply                    | mains / battery   |
| Tilt indicator in degrees       | standard  |
| Max tilt degrees                | 90°   |
| Table height from the floor     | 56 cm   |
| Maximum user height             | 205 cm (for supine position)                            |
| Caster diameter                 | 12.5 cm   |
| Individual brake system         | on each single wheel                                    |
| Steering wheel                  | standard  |
| Padding upholstery safety class | 1 IM  |
| Padding thickness               | 4 cm  |
| Density                         | 30 kg/m <sup>3</sup>                                    |
| Weight                          | 65 kg   |



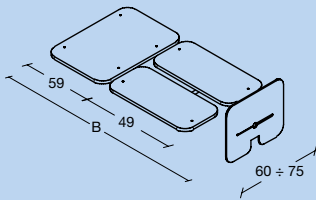
Marcus model LT41 is appropriate for a supine-position use by people up to 205 cm tall.

**? CHOICE OF UPHOLSTERY COLOR** - Please always specify the upholstery code along with the chosen item when this option is available.



## Pos. 3-4 Type of sections

- 4 2** Marcus LT42



## Pos. 5 Tilt adjustment

- E** Electric, with wall power supply  
 **B** Electric, with 24V battery supply  
 **H** Hydraulic, assisted by piston

## Pos. 6 Type of control

- A** Electric, with foot control  
 **D** Electric, with hand control  
 **G** Electric, with dual control  
 **C** Hydraulic, with pedal

## Pos. 7 The foot plates

- 1** Single footplate  
 **2** Tilttable footplates, one single module  
 **3** Tilttable footplates, separate modules

## Pos. 8-9-10 Sections width

- 0 6 0** Inside width 60 cm  
 **0 7 5** Inside width 75 cm

## Pos. 11 Synthetic leather design

- W** Seamless rounded edges

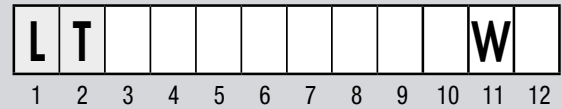
## Pos. 12 Color of section cover

Available on a standard range of 24 colours.

For further information on options and accessories, please refer to specific pages.



180 kg



Model shown - code LT42 HC1 060 W3



### TECHNICAL DATA

|                                 |   |
|---------------------------------|---|
| Number of sections              | 3   |
| Maximum safe working load       | 180 kg (electric version)<br>135 kg (hydraulic version) |
| Tilt adjustment                 | electric / hydraulic                                    |
| Power supply                    | mains / battery   |
| Tilt indicator in degrees       | standard  |
| Max tilt degrees                | 90°   |
| Table height from the floor     | 56 cm   |
| Minimum user height             | 135 cm (for prone position)                             |
| Caster diameter                 | 12.5 cm   |
| Individual brake system         | on each single wheel                                    |
| Steering wheel                  | standard  |
| Padding upholstery safety class | 1 IM  |
| Padding thickness               | 4 cm  |
| Density                         | 30 kg/m <sup>3</sup>                                    |
| Weight                          | 55 kg   |



Marcus model LT42 is appropriate for a prone-position use by children or adults who are at least 135 cm.

**? CHOICE OF UPHOLSTERY COLOR** - Please always specify the upholstery code along with the chosen item when this option is available.



# LT2 series *Tilt and height adjustable models*



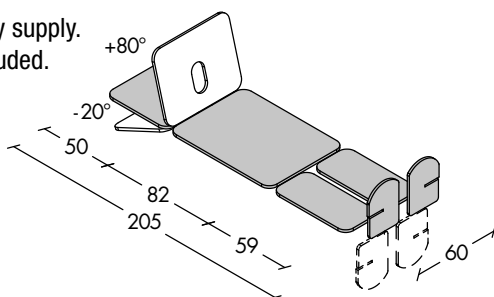
## LT2E12.W? TILT TABLE 2E T

Four-section tilt table for supine position static exercises, examination and physical therapy for up to 140 kg. Can be adjusted in height and tilt up to 90°, with wall power supply, 24V low voltage, and operated by hand control. It is fitted with a tilt angle indicator which can be applied freely by the caregiver in the preferable position. Height from ground is 56 cm. Head end section can be adjusted in positive (+80°) and in negative (-20°) by gas spring system with ergonomic lever, and it's provided with padded plug for the nose-mouth breathing hole in the standard supply. The table does not come with any containment band, which must be chosen from among the accessories available. A central guide between the two lower limbs support sections allows for the restraining strap to be better fitted and secured. Transport is made easier by the wide diameter, braked casters, one of them being directional. Footplates can be independently adjusted by +/- 20°. A specific safety procedure is fitted to allow for the table to be lowered manually in case of power interruption.



## LT2B12.W? TILT TABLE 2B T

Version with 24 V rechargeable battery supply. Battery charger included.



| TECHNICAL DATA  |               |               |
|---|---------------|---------------|
| ARTICLE CODE  | LT2E12        | LT2B12        |
| Number of sections                                    | 4             | 4             |
| Maximum safe working load (kg)                        | 140           | 140           |
| Tilt adjustment                                       | electrical    | electrical    |
| Height adjustment (cm)                                | 56 - 106      | 56 - 106      |
| Power supply <sup>(1)</sup>                           | mains         | battery       |
| Safety descent system                                 | by operators  | battery       |
| Tilt indicator in degrees                             | standard      | standard      |
| Maximum user height (cm)                              | 200           | 200           |
| Caster diameter (mm)                                  | 125           | 125           |
| Individual brake system                               | on each wheel | on each wheel |
| Steering wheel  | standard      | standard      |
| Padding upholstery safety class                       | 1 IM          | 1 IM          |
| Padding thickness (mm) / density (kg/m <sup>3</sup> ) | 40 / 30       | 40 / 30       |
| Weight (kg)   | 100           | 100           |

### Common accessories

- AC0005 BASIC STRAP
- AC0006 STRAP PADDING
- AC0560 PADDED TRUNK STRAP
- AC0561 SEPARATE LEG STRAPS
- AC0088 PADDED LEG STRAP
- AC0913 SHAPED STRAP 60
- AC0002 INTRA-EXTRA SANDALS
- AC0096 WEDGE FOR CLUB FEET

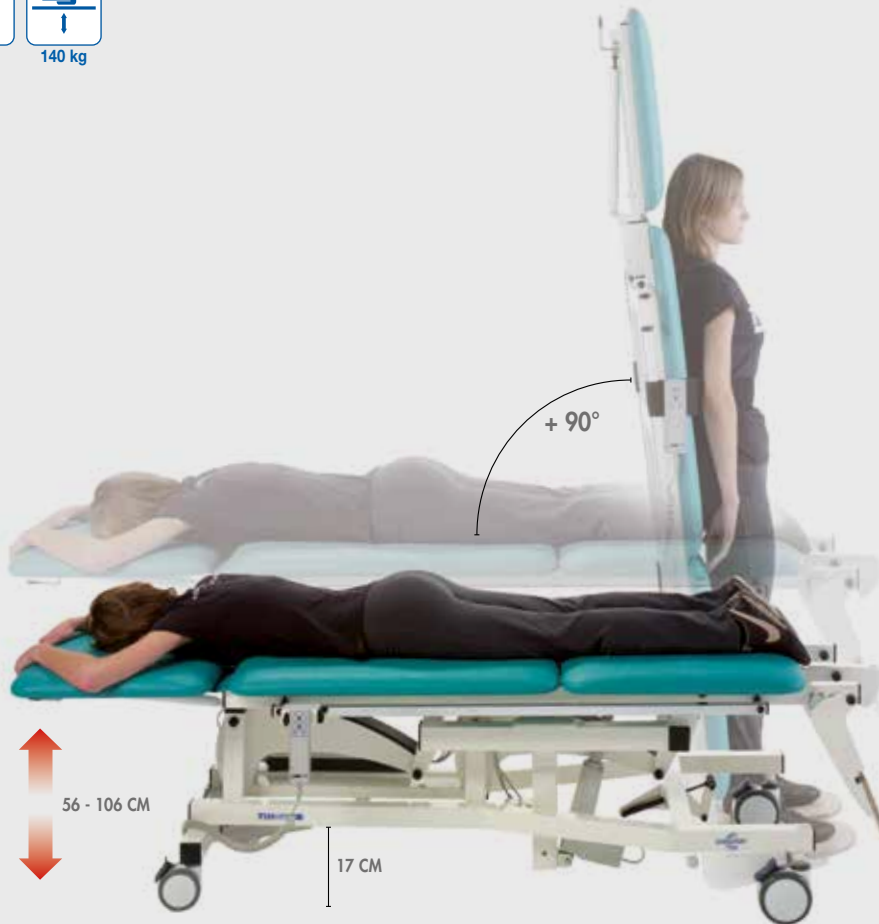
### Specific accessories

- AC0003 SHAPED SUPPORTS 2
- AC0517.W? PADDED SUPPORTS 2
- AC0004 HAND GRIPS 2
- AC0090 FOREARMS SUPPORTS 2
- AC0081 SERVICE TRAY LT2
- AC0087.W? CERVICAL CUSHION
- AC0020.W? BREATHING HOLE PLUG
- AC1134 GONIOMETER
- AC0742/0744 HANDSET 2

<sup>(1)</sup> For models that use mains power: 220 V 50 / 60 Hz / 24 V 70 VA ; For models that use battery power: 24 V / max 10AT Battery charger: 110 / 220 V - 50 / 60 Hz - 500 mA.

**? CHOICE OF UPHOLSTERY COLOR** - Please always specify the upholstery code along with the chosen item when this option is available.





## Tilt adjustments - options



Electric, with wall power supply



Electric, with battery supply



Ergonomic handset with magnet for freely attachment to the metal frame

Model shown - code LT2E12.W6

## SPECIFIC ACCESSORIES



### AC0003 LATERAL SUPPORTS

Side supports made from soft material, adjustable in height, width and depth (2 pieces).



### AC0517.W? PADDED SUPPORTS

Supplementary or alternative to article code AC0003. They can be adjusted in height, width, and depth (2 pieces).



### AC0087.W? CERVICAL CUSHION LT2

It can be ordered as in the same colour as the table. (single piece)



### AC0004 HAND GRIPS

These side handles can be adjusted in height and depth (2 pieces).



### AC0090 FOREARM SUPPORTS

They can be adjusted in height and rotated, while the hand grips also have a depth adjustment. (2 pieces).



### AC0081 SERVICE TRAY LT2

It can be adjusted in height, depth and tilt. Dimensions: 700 x 560 mm



### AC1134 GONIOMETER

Goniometer with magnets, with a +/- 90° scale and 5° ranges (single piece).

# LT2 series *Tilt and height adjustable models*



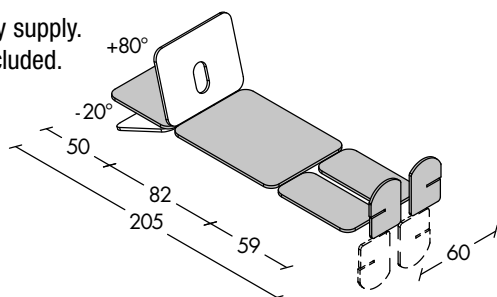
## LT2E19.W? TILT TABLE 2E T

Four-section tilt table for supine position static exercises, examination and physical therapy for up to 180 kg. Can be adjusted in height and tilt up to 90°, with wall power supply, 24V low voltage, and operated by hand control. It is fitted with a tilt angle indicator which can be applied freely by the caregiver in the preferable position. Height from ground is 56 cm. Head end section can be adjusted in positive (+80°) and in negative (-20°) by gas spring system with ergonomic lever, and it's provided with padded plug for the nose-mouth breathing hole in the standard supply. The table does not come with any containment band, which must be chosen from among the accessories available. A central guide between the two lower limbs support sections allows for the restraining strap to be better fitted and secured. Transport is made easier by the wide diameter, braked casters, one of them being directional. Footplates can be independently adjusted by +/- 20°. A specific safety device is fitted to allow for the table to be lowered manually in case of power interruption.



## LT2B19.W? TILT TABLE 2B T

Version with 24 V rechargeable battery supply. Battery charger included.



| TECHNICAL DATA  |               |               |
|---|---------------|---------------|
| ARTICLE CODE  | LT2E19        | LT2B19        |
| Number of sections                                    | 4             | 4             |
| Maximum safe working load (kg)                        | 180           | 180           |
| Tilt adjustment                                       | electrical    | electrical    |
| Height adjustment (cm)                                | 56 - 106      | 56 - 106      |
| Power supply <sup>(1)</sup>                           | mains         | battery       |
| Safety descent system                                 | by lever      | by lever      |
| Tilt indicator in degrees                             | standard      | standard      |
| Maximum user height (cm)                              | 200           | 200           |
| Caster diameter (mm)                                  | 125           | 125           |
| Individual brake system                               | on each wheel | on each wheel |
| Steering wheel  | standard      | standard      |
| Padding upholstery safety class                       | 1 IM          | 1 IM          |
| Padding thickness (mm) / density (kg/m <sup>3</sup> ) | 40 / 30       | 40 / 30       |
| Weight (kg)   | 100           | 100           |

### Common accessories

- AC0005 BASIC STRAP
- AC0006 STRAP PADDING
- AC0560 PADDED TRUNK STRAP
- AC0561 SEPARATE LEG STRAPS
- AC0088 PADDED LEG STRAP
- AC0913 SHAPED STRAP 60
- AC0002 INTRA-EXTRA SANDALS
- AC0096 WEDGE FOR CLUB FEET

### Specific accessories

- AC0003 SHAPED SUPPORTS 2
- AC0517.W? PADDED SUPPORTS 2
- AC0004 HAND GRIPS 2
- AC0090 FOREARMS SUPPORTS 2
- AC0081 SERVICE TRAY LT2
- AC0087.W? CERVICAL CUSHION
- AC0020.W? BREATHING HOLE PLUG
- AC1134 GONIOMETER
- AC0742/0744 HANDSET 2

<sup>(1)</sup> For models that use mains power: 220 V 50 / 60 Hz / 24 V 70 VA ; For models that use battery power: 24 V / max 10AT Battery charger: 110 / 220 V - 50 / 60 Hz - 500 mA.

**? CHOICE OF UPHOLSTERY COLOR** - Please always specify the upholstery code along with the chosen item when this option is available.







Model shown - code LT2B19.WR

## Tilt adjustments - options



Electric, with wall power supply



Electric, with battery supply



Models LT2 shown in this page include a lever-activated emergency descent device.

## SPECIFIC ACCESSORIES



### AC0003 LATERAL SUPPORTS

Side supports made from soft material, adjustable in height, width and depth (2 pieces).



### AC0517.W? PADDED SUPPORTS

Supplementary or alternative to article code AC0003. They can be adjusted in height, width, and depth (2 pieces).



### AC0087.W? CERVICAL CUSHION LT2

It can be ordered as in the same colour as the table. (single piece)



### AC0004 HAND GRIPS

These side handles can be adjusted in height and depth (2 pieces).



### AC0090 FOREARM SUPPORTS

They can be adjusted in height and rotated, while the hand grips also have a depth adjustment. (2 pieces).



### AC0081 SERVICE TRAY LT2

It can be adjusted in height, depth and tilt. Dimensions: 700 x 560 mm



### AC1134 GONIOMETER

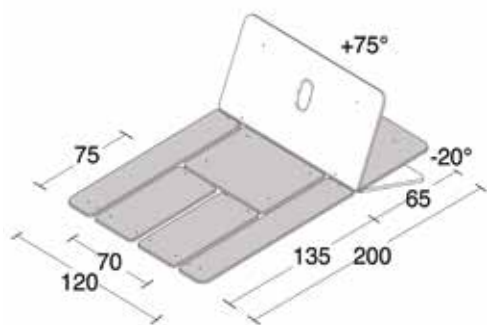
Goniometer with magnets, with a +/- 90° scale and 5° ranges (single piece).

# Bobath tilt table



## LB492F2.X? TILT TABLE BOBATH 2ET

Two-section Bobath table for treatment and static exercises in supine position. Height-adjustable up to 250 kg (safe load), or tilt adjustable from 0° to 90° up to 190 kg, with wall power supply, 24V low voltage, and operated by hand control. It is fitted with tilt angle indicator; minimum height from ground is 55 cm. The table does not come with any containment band, which must be chosen from among the accessories available. Head end section can be adjusted in positive (+75°) and in negative (-20°) by gas spring system with ergonomic lever, and it's provided with padded plug for the nose-mouth breathing hole in the standard supply. A central arrangement between the lower limbs support sections also allows for the restraining strap to be better fitted and secured by means of accessory AC0912. Leg separator accessory AC0911 can also be fitted. Table padding with side panel. Casters have a pedal-activated braking system. Footplates can be independently adjusted by +/- 20° and removed when required during physical therapy sessions. A specific safety device is fitted to allow for the table to be lowered manually in case of power interruption.



### TECHNICAL DATA

|   |                |
|---|----------------|
| Number of sections                                    | 6              |
| Maximum safe working load - raised (kg)               | 250            |
| Maximum safe working load - static (kg)               | 190            |
| Tilt adjustment                                       | electrical     |
| Height adjustment (cm)                                | 55 - 105       |
| Power supply <sup>(1)</sup>                           | mains          |
| Safety descent system                                 | by lever       |
| Tilt indicator in degrees                             | standard       |
| Maximum user height (cm)                              | 200            |
| Caster diameter (mm)                                  | 65             |
| Brake system  | centralized    |
| Steering wheel  | not applicable |
| Padding upholstery safety class                       | 1 IM           |
| Padding thickness (mm) / density (kg/m <sup>3</sup> ) | 40 / 30        |
| Weight (kg)   | 170            |

### Common accessories

|        |                     |
|--------|---------------------|
| AC0005 | BASIC STRAP         |
| AC0006 | STRAP PADDING       |
| AC0002 | INTRA-EXTRA SANDALS |
| AC0096 | WEDGE FOR CLUB FEET |

### Specific accessories

|           |                      |
|-----------|----------------------|
| AC0003    | SHAPED SUPPORTS 2    |
| AC0004    | HAND GRIPS 2         |
| AC0090    | FOREARMS SUPPORTS 2  |
| AC0517.W? | PADDED SUPPORTS 2    |
| AC0912    | GUIDE FOR LEGS STRAP |
| AC0911    | ABDUCTION BLOCK      |
| AC0308    | SERVICE TRAY LB492   |
| AC1134    | GONIOMETER           |
| AC0742    | HANDSET 2            |

<sup>(1)</sup> For models that use mains power: 220 V 50 / 60 Hz / 24 V 70 VA ; For models that use battery power: 24 V / max 10AT Battery charger: 110 / 220 V - 50 / 60 Hz - 500 mA.

**? CHOICE OF UPHOLSTERY COLOR** - Please always specify the upholstery code along with the chosen item when this option is available.



# Bobath tilt table

MADE IN ITALY



9



Electric, with wall power supply



Ergonomic handset with magnet for freely attachment to the metal frame



This model was designed to help both carer and patient during gym rehabilitation programmes, to avoid the time and possible inconvenience of a transfer from a specific table to another.

## SPECIFIC ACCESSORIES



**AC0003 LATERAL SUPPORTS**  
Side supports made from soft material, adjustable in height, width and depth (2 pieces).



**AC0517.W? PADDED SUPPORTS**  
Supplementary or alternative to article code AC0003. They can be adjusted in height, width, and depth (2 pieces).



**AC0004 HAND GRIPS**  
These side handles can be adjusted in height and depth (2 pieces).



**AC0090 FOREARM SUPPORTS**  
They can be adjusted in height and rotated, while the hand grips also have a depth adjustment. (2 pieces).



**AC0308 SERVICE TRAY**  
It can be adjusted in height, depth and tilt. Dimensions: 700 x 560 mm



**AC0912 STRAP GUIDE**  
To keep an eventual strap with code AC0005 – Basic strap or AC0561 Separate legs straps (single piece)



**AC0911 ABDUCTION BLOCK**  
If need be, a padded wedge can be mounted on a central rail to keep the patient's legs apart. (single piece)



**AC1134 GONIOMETER**  
Goniometer with magnets, with a +/- 90° scale and 5° ranges (single piece).

TILT TABLES

# Accessories *Summary table*

The following is a list of all the accessories, common and specific, for the models that can be configured in the Marcus line, as well as for those with double motoring, which allow both, an adjustment in height and tilt. So, this table will help you value and check for the possibility to apply each single accessory for every static therapy table, even considering the width of its segments in the specific cases. For further insights about any specific accessory or group of accessories, please read the corresponding paragraph.

We remind you that, unlike the configuration options for the product, accessories can be chosen at any time even after the purchase of the product.

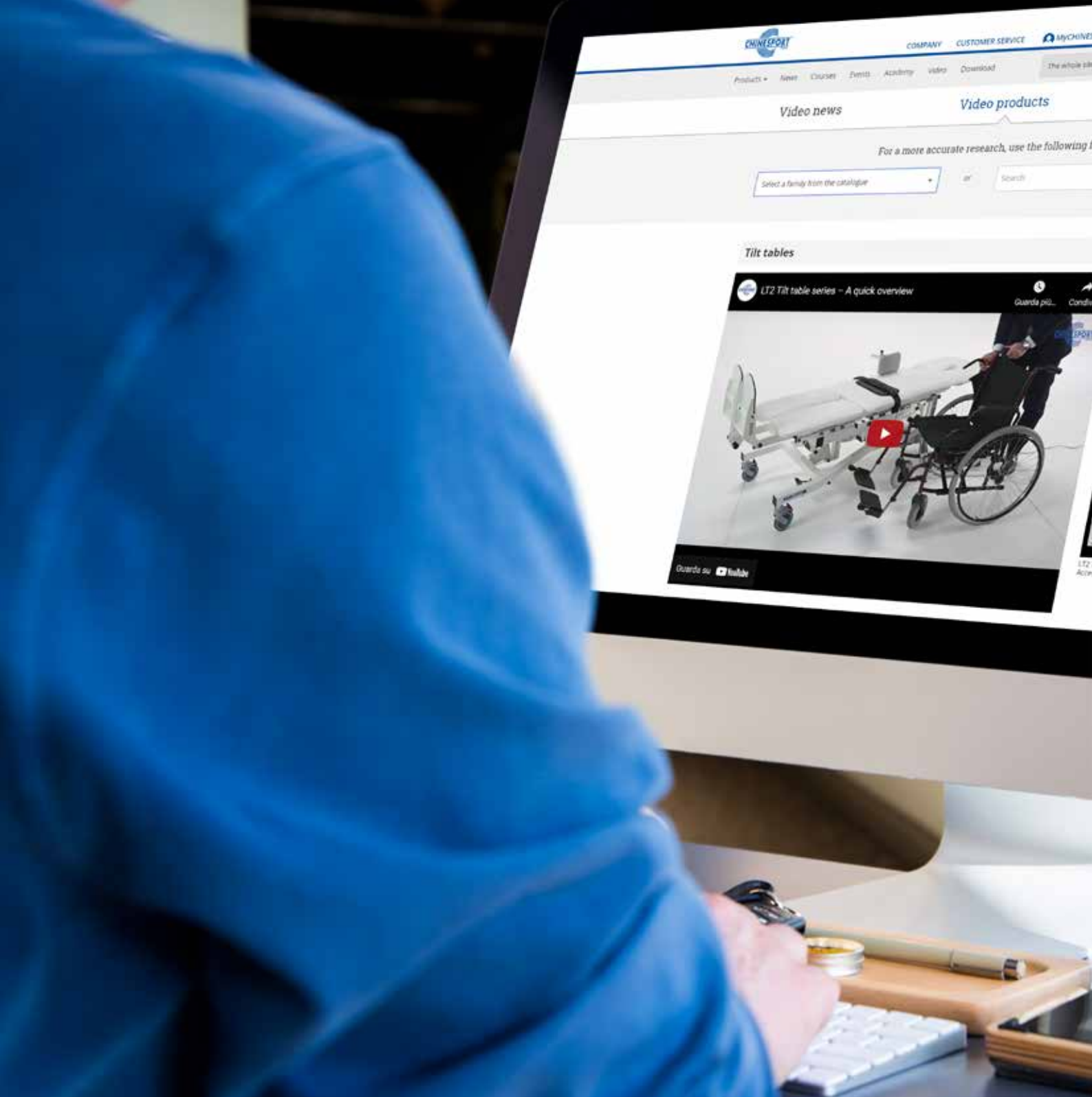
| LIST OF ACCESSORIES                              | LT41    |         | LT42    |         | LT2 E/B | LB492    |
|--|---------|---------|---------|---------|---------|----------|
|  | W 60 cm | W 75 cm | W 60 cm | W 75 cm | W 60 cm | W 120 cm |
| <b>STRAPS AND OTHER PADDED ELEMENTS</b>          |         |         |         |         |         |          |
| AC0005 BASIC STRAP                               | •       | •       | •       | •       | •       | •        |
| AC0006 STRAP PADDING                             | •       | •       | •       | •       | •       | •        |
| AC0560 PADDED TRUNK STRAP                        | •       |         | •       |         | •       |          |
| AC0561 SEPARATE LEG STRAPS                       | •       | •       | •       | •       | •       |          |
| AC0088 PADDED LEG STRAPS                         | •       |         | •       |         | •       |          |
| AC0087.W? CERVICAL CUSHION LT2                   |         |         |         |         | •       |          |
| AC0949.W? CERVICAL CUSHION LT4                   | •       | •       | •       | •       |         |          |
| AC0911 ABDUCTION BLOCK                           | •       | •       | •       | •       |         | •        |
| AC0912 GUIDE FOR LEGS STRAP                      | •       | •       | •       | •       |         | •        |
| AC0913 SHAPED STRAP 60                           | •       |         | •       |         | •       |          |
| AC0947 SHAPED STRAP 75                           |         | •       |         | •       |         |          |
| <b>DIFFERENT LATERAL SUPPORTS AND HAND GRIPS</b> |         |         |         |         |         |          |
| AC0003 SHAPED SUPPORTS 2                         |         |         |         |         | •       | •        |
| AC0004 HAND GRIPS 2                              |         |         |         |         | •       | •        |
| AC0090 FOREARM SUPPORTS 2                        |         |         |         |         | •       | •        |
| AC0517.W? PADDED SUPPORTS 2                      |         |         |         |         | •       | •        |
| AC0910 FIXING DEVICES                            | •       | •       | •       | •       |         |          |
| AC0919 SHAPED SUPPORTS                           | •       | •       | •       | •       |         |          |
| AC0920 HAND GRIPS                                | •       | •       | •       | •       |         |          |
| AC0921 FOREARM SUPPORTS                          | •       | •       | •       | •       |         |          |
| AC1141 KNEE SUPPORTS                             | •       | •       | •       | •       |         |          |
| AC0922.W? PADDED SUPPORTS                        | •       | •       | •       | •       |         |          |

**? CHOICE OF UPHOLSTERY COLOR** - Please always specify the upholstery code along with the chosen item when this option is available.

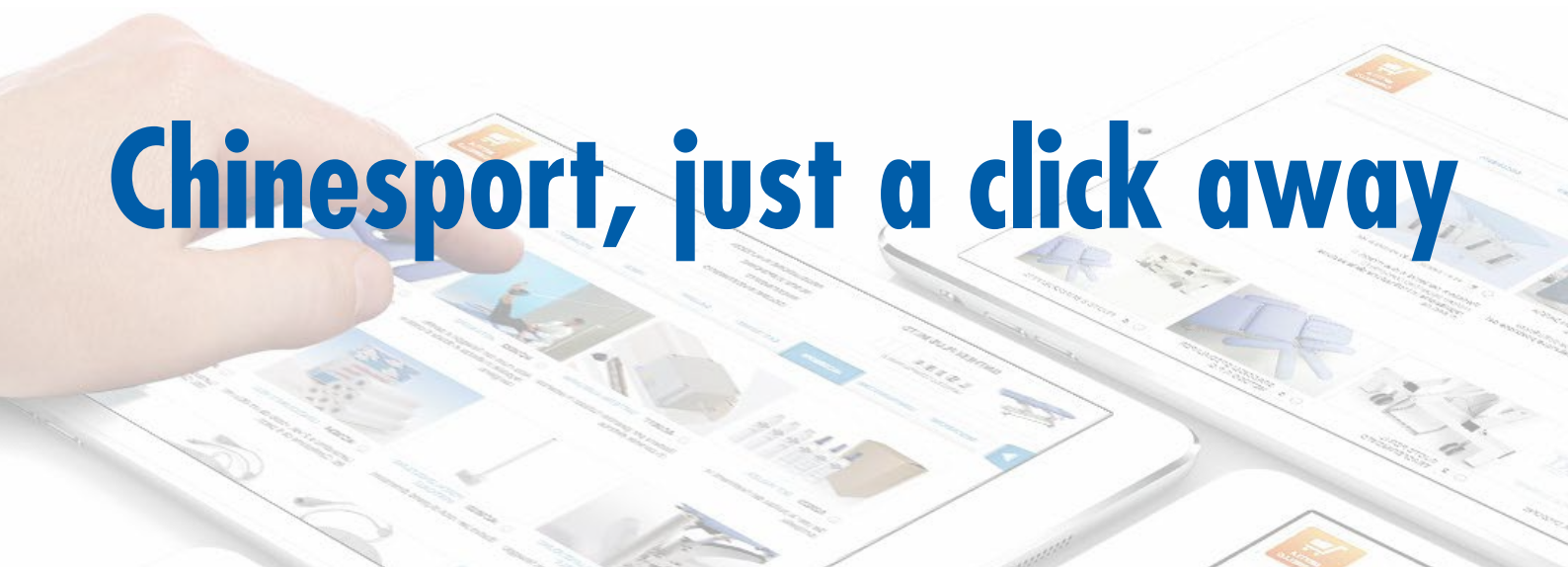




| SERVICE TRAY AND ELEMENTS TO APPLY ON IT              |   |   |   |   |   |   |
|---|---|---|---|---|---|---|
| AC0081 SERVICE TRAY LT2                               |   |   |   |   | • |   |
| AC0308 BOBATH TILT TABLE                              |   |   |   |   |   | • |
| AC0914.060 SERVICE TRAY 60, WOOD                      | • |   | • |   |   |   |
| AC0914.075 SERVICE TRAY 75, WOOD                      |   | • |   | • |   |   |
| AC0915.060 SERVICE TRAY 60, POLYETHYLENE              | • |   | • |   |   |   |
| AC0915.075 SERVICE TRAY 75, POLYETHYLENE              |   | • |   | • |   |   |
| AC0767.W? PADDING OF THE SERVICE TRAY                 | • | • | • | • |   |   |
| AC0764 ABS TRAY                                       | • | • | • | • |   |   |
| 01608 HAND GRIP                                       | • | • | • | • |   |   |
| 01609 HAND-WRIST GRIP                                 | • | • | • | • |   |   |
| TO TRANSFORM THE BASE MODEL AND ADDITIONAL GONIOMETER |   |   |   |   |   |   |
| AC0908.060W? SUPINE HEAH SECTION W60                  |   |   | • |   |   |   |
| AC0908.075W? SUPINE HEAH SECTION W75                  |   |   |   | • |   |   |
| AC0909.036W? CHEST SUPPORT                            | • | • | • | • |   |   |
| AC0918.1W? PADDED SUPPORT                             | • | • | • | • |   |   |
| AC1134 GONIOMETER                                     | • | • | • | • | • | • |
| DIFFERENT FOOTPLATES AND SANDALS                      |   |   |   |   |   |   |
| AC0002 INTRA EXTRA SANDALS                            | • | • | • | • | • | • |
| AC0096 WEDGE FOR CLUB FEET                            | • | • | • | • | • | • |
| AC0942 SINGLE FOOTPLATE                               | • | • | • | • |   |   |
| AC0943 TILT ADJUSTABLE FOOTPLATES, ONE MODULE         | • | • | • | • |   |   |
| AC0944 TILT ADJUSTABLE FOOTPLATES, TWO MODULES        | • | • | • | • |   |   |
| ELECTRIC PARTS  |   |   |   |   |   |   |
| AC0319 BATTERY CHARGER (battery version)              | • | • | • | • | • |   |
| AC0318 WALL-MOUNTED CHARGER (battery version)         | • | • | • | • | • |   |
| 01132 SPARE BATTERY (battery version)                 | • | • | • | • | • |   |
| AC0037 FOOT PEDAL                                     | • | • | • | • |   |   |
| AC0997 FOOT SWITCH HOLDER                             | • | • | • | • |   |   |
| AC0083 ADDITIONAL CONTROL                             | • | • | • | • |   |   |
| AC0039 HANDSET  | • | • | • | • |   |   |
| AC0742 HANDSET 2 (electric version)                   |   |   |   |   | • | • |
| AC0744 HANDSET 2 (battery version)                    |   |   |   |   | • |   |
| AC0578 SAFETY DEVICE                                  | • | • | • | • | • | • |



**Chinesport, just a click away**





Chinesport's website has also been designed and set up for those using mobile phones or iPads, not necessarily because they are out-and-about or travelling, but because they wish to know more about it while using our catalogue or other documentation. We are constantly involved in publishing new detailed information, photos (now even bigger), videos and multimedia files that are worth sharing.



**Point, and explore the video!**



Chinesport is based in Udine, Italy, between the Alps and Venice. For over 40 years we have been dedicated to healthy posture for healthy movement. The root of our company name refers to the Italian word “chinesiterapia”, or movement therapy. We strongly believe and adhere to “movement culture” as a way to prevent and cure injury and disease.

Today we are a global leader in developing and manufacturing rehabilitation equipment and assistive devices. We have excellent and long-standing business relationships in almost 80 countries worldwide. The Chinesport general product catalogue contains over 1.000 innovative, high-quality products. New catalogue editions that include the latest product innovations and trends are regularly published. Our own medical-scientific training and educational program is continuously expanding and caters for all specialised rehabilitation fields. As an organisation, we have been working with a certified quality management system and in compliance with international ISO 9001 and ISO 13485 standards since 1998.



CHINESPORT spa - Via Croazia, 2 - 33100 Udine - Italy  
Phone 0432 621 621 - Fax 0432 621 620 - [export@chinesport.it](mailto:export@chinesport.it)

[www.chinesport.com](http://www.chinesport.com)